

# The Statistician-General says The facts are;

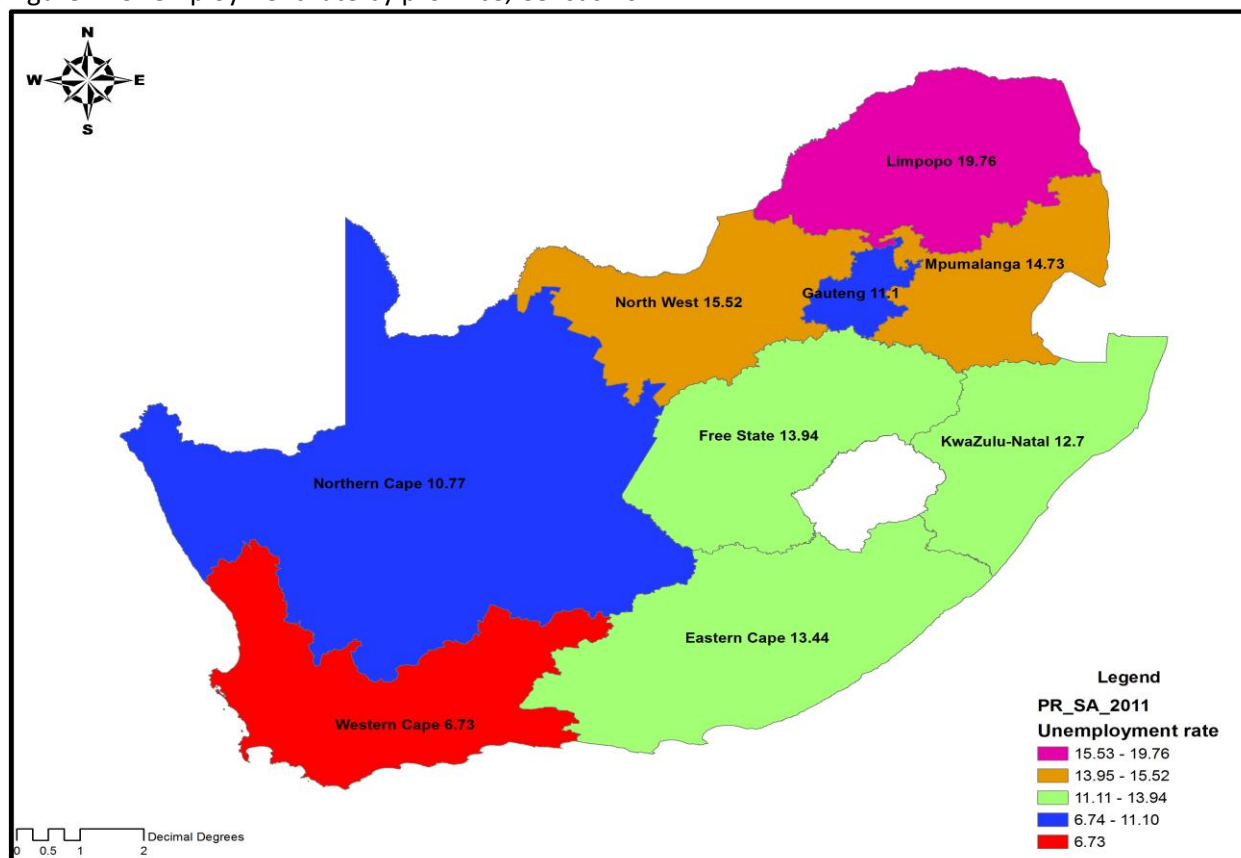
## Introduction

According to The New Age (16 September 2014, page 4) "Youth unemployment was at 36.1% with jobless youth making up 75% of the country's unemployed, Lehohla said. Manemela said, at least 234 000 youth graduates were unemployed and that there were even more unemployed youth with grade 12..."

## Background

Youth official unemployment rate was seating at 38.4% in 2011, with 2.2% (214 271) and 12.6% (1 240 437) of that accounted for by youth with post matric qualification and Matric respectively

Figure 1: Unemployment rate by province, Census 2011

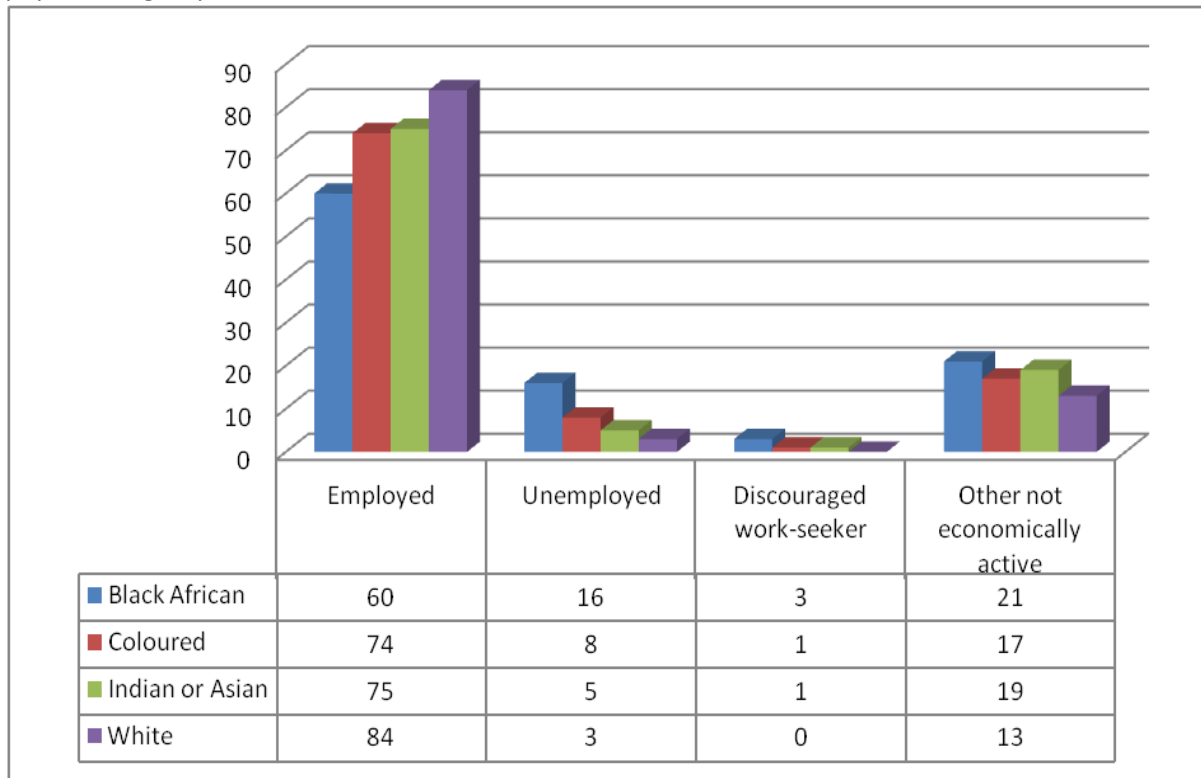


Limpopo has the highest (19.76%) unemployment rate of youth aged 20-34 years with post matric qualification followed by North West (16.57%), Mpumalanga (14.72%). Western Cape has the lowest (6.73%) followed by Northern Cape (10.77%) and lastly Gauteng (11.10%)

# The Statistician-General says

## The facts are;

Figure 2: Employment status among youth aged 20-34 years with post matric qualifications by population group, Census 2011

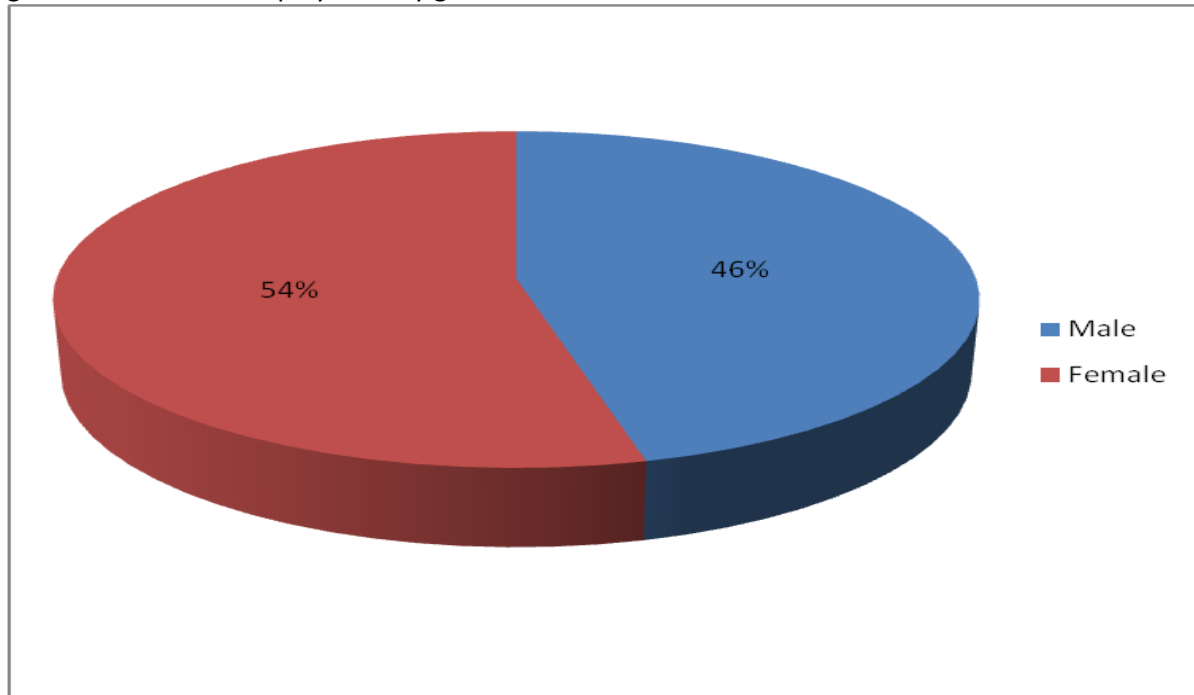


From the figure above, 84% of White youth aged between 20-34 are employed followed by Indian or Asian youth (75%), coloured youth (74%) and Black African has the least (60%). Black African has the highest proportion of unemployed youth with post matric qualifications (16%) and this is double the proportion of white people in the same category. 21% (1 970 070) and 3% (29 418) of black graduates aged between 20-34 are not economically active and discouraged work seekers respectively.

# The Statistician-General says

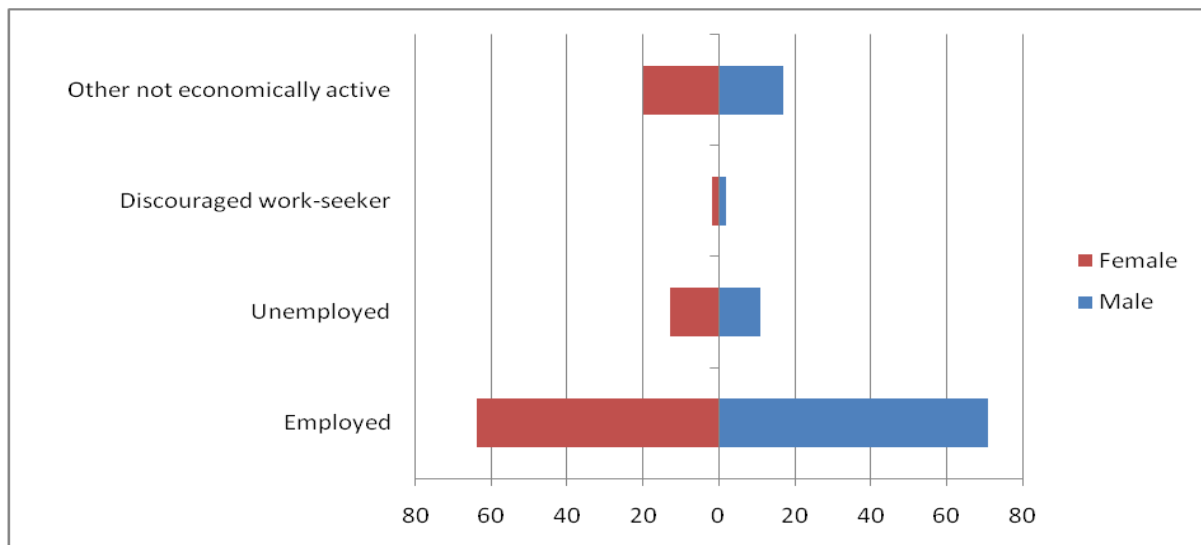
## The facts are;

Figure 3: Post matric employment by gender



54% (457 425) of the employed individuals aged between 20-34 years with post matric qualification are male and the remaining 46% (527 547) are female.

Figure 4: Inter gender employment Status

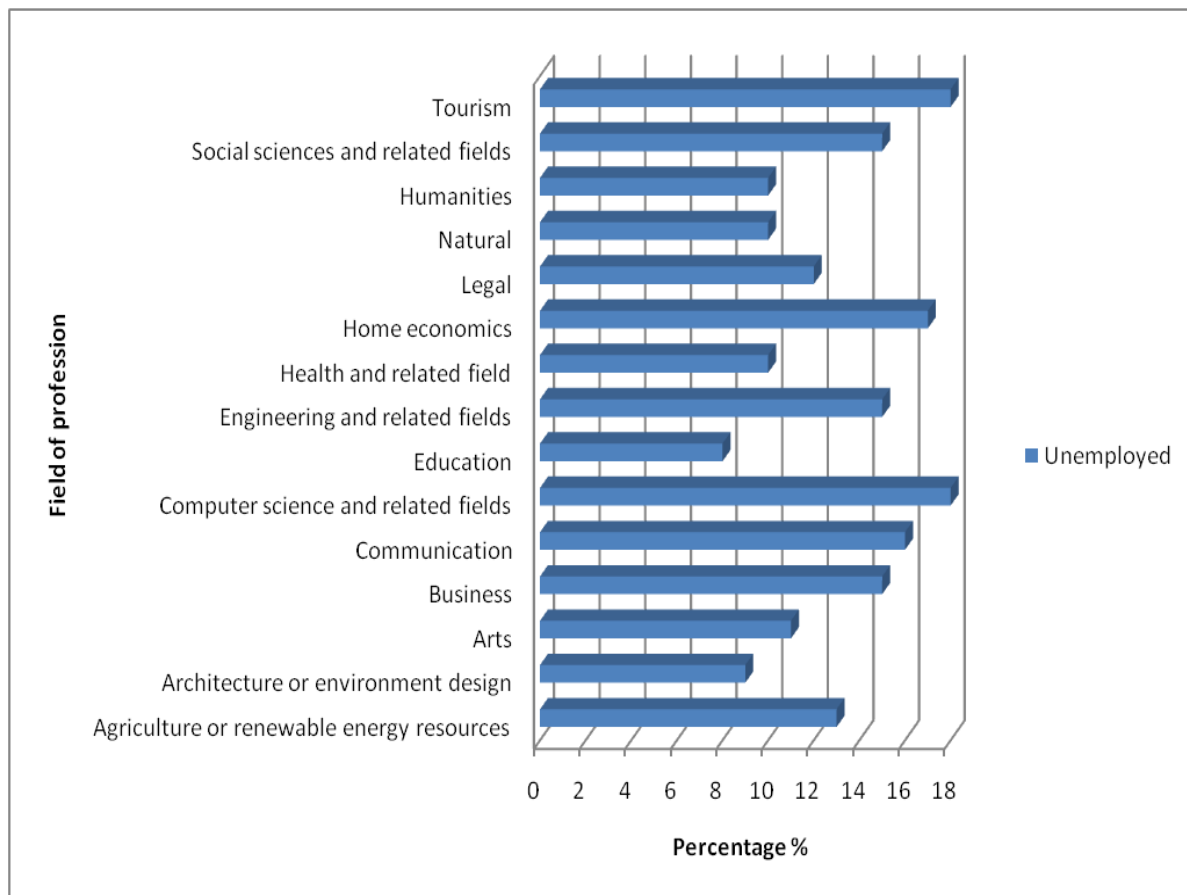


71% (457 425) of males aged 20-34 years with post matric qualification are employed this is greater than the 64% (527 547) for females. 20% (166 563) of females are other not economically active.

# The Statistician-General says

## The facts are;

Figure 4: Unemployment by field of profession



There are more unemployed persons with tourism, home economics and computer science with 18%, 17% and 19% of people holding such qualification unemployed followed by social science and related fields, engineering and related fields, communications and business with 15%, 16% and 16% respectively.

### Conclusion

Unemployment rate for youth aged 20-34 years is highest in Limpopo. Less (46%) Females are unemployed compared to males however more females are not economically active. Unemployment varies by population group, it higher in Black population and lower in White population.